



Environmental Product Declaration

Schindler 9500-30 / 9500-40

Program:	EPD Hub www.epdhub.com
EPD registration number:	HUB-2331
Parent EPD number:	HUB-2150
Published:	25-11-2024
Revision:	–
Valid until:	25-11-2029
Verification date:	25-11-2024
Product group classification:	UN CPC 4354

This EPD provides current information and may be updated if conditions change. The stated validity is therefore subject to the continued registration and publication at www.epdhub.com.

General information

Geographical scope	North America
Manufacturer	Schindler Management Ltd Zugerstrasse 13 6030 Ebikon Switzerland Product_integrity@schindler.com www.schindler.com
Program operator	EPD Hub hub@epdhub.com
Reference standard	EN 15804 + A2:2019 and ISO 14025
PCR	EPD Hub Core PCR Version 1.1, December 5th, 2023 PCR 2019:14 V1.2.5 C-PCR-025
Sector	Manufactured product
Category of EPD	Third party verified EPD
Scope of the EPD	The function of a moving walk is the transportation of passengers over an inclined (or horizontal) trajectory. Functional unit: 1 passenger-kilometer (pkm) System boundary: cradle to grave and module D Country of product production and installation: China (production), North America. (installation)
EPD author	Georg Wagenleitner

Verification

Independent verification of this EPD and data, according to ISO 14025

☐ Internal ☒ External

EPD verifier:
Imane Uald Lamkaddam

The manufacturer has the sole ownership, liability, and responsibility for the EPD. EPDs within the same product category but from different programs may not be comparable. EPDs of construction products may not be comparable if they do not comply with EN 15804 and if they are not compared in a building context.

Product	
Product name	Schindler 9500-30
Additional labels	–
Product reference	–
Country of production	China
Period for data	2021
Averaging in EPD	No averaging
Variation in GWP-fossil for A1–A3	– %

Environmental data summary	
Declared unit	1 unit of moving walk
Declared unit mass (kg)	13,842
GWP-fossil, A1–A3 (kgCO ₂ e)	6.28E+04
GWP-total, A1–A3 (kgCO ₂ e)	6.28E+04
Secondary material, inputs (%)	22.7
Secondary material, outputs (%)	72.7
Total energy use, A1–A3 (kWh)	220,000
Total water use, A1–A3 (m ³ e)	5.04E+02

Product and manufacturer

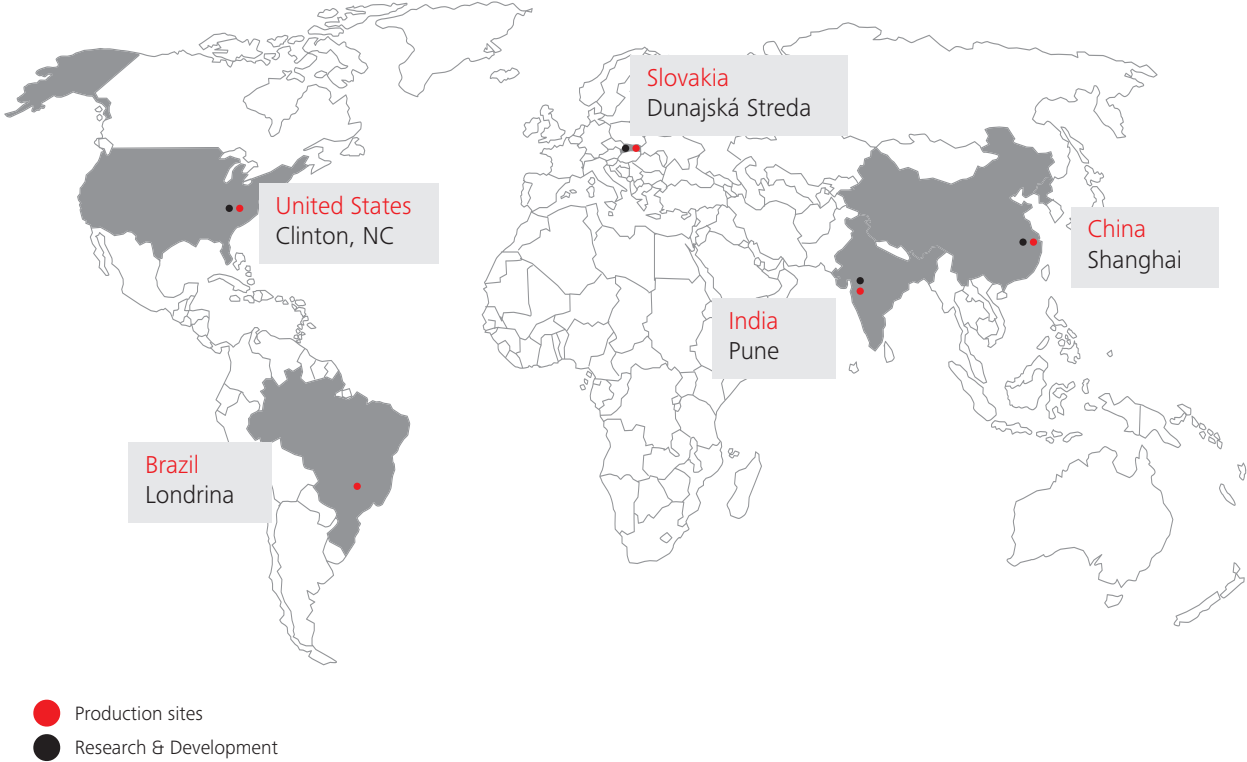
Founded in Switzerland in 1874, the Schindler Group is a leading global provider of elevators, escalators, and related services. Its innovative and environmentally friendly access and transit management systems make an important contribution to mobility in urban societies.

Behind the company’s success are around 70,000 employees in more than 1,000 branches in over 100 countries throughout Europe, North & South America, Asia-Pacific, and Africa with manufacturing plants strategically located in Europe, Brazil, USA, China, and India.

Schindler manufactures, installs, services, and modernizes elevators, escalators, and moving walks for almost every type of building worldwide. Schindler’s offerings range from cost-effective solutions for low-rise residential buildings to sophisticated access and transportation management concepts for skyscrapers.

Schindler moves people and materials and connects vertical and horizontal transportation systems through intelligent mobility solutions driven by green and user-friendly technologies. Schindler products can be found in many well-known buildings across the globe, including residential and office buildings, airports, shopping centers/retail establishments, and buildings with special requirements.

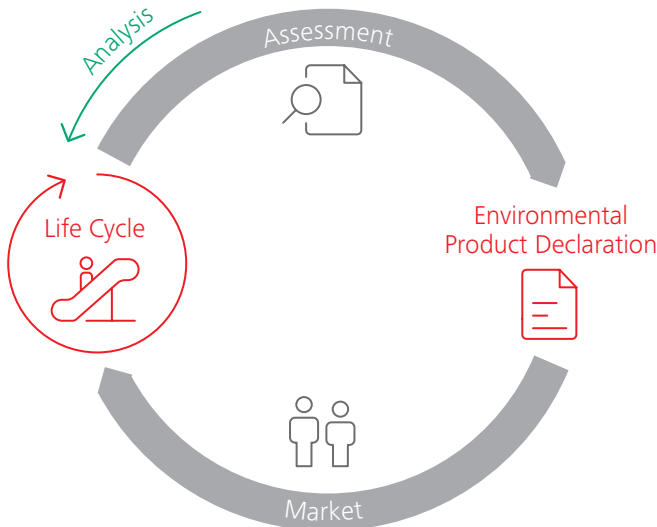
Production sites of Schindler escalators and moving walks



We Elevate... Sustainability

Schindler's commitment to sustainability is enshrined in our Corporate Sustainability Policy, which defines our approach to sustainability based on four pillars – People, Product, Planet, and Performance – and the journey we have embarked on regarding key sustainability challenges. Sustainability is a dual commitment for Schindler: We want to fulfill our vision of leadership in urban mobility solutions and strive to optimize our environmental impact while investing in people and society. Schindler has demonstrated this commitment by achieving ISO 9001/14001 certification

in 2020. Mobility is essential in the world we live and work in. Every day, more than 2 billion people all over the world place their trust in Schindler. That is why we are committed to continuously improving the environmental impact of our products and services along the whole life cycle. Since our foundation in Central Switzerland in 1874, Schindler has grown around the world and is recognized as a responsible corporate citizen. We firmly intend to continue evolving along this path with a global perspective on sustainability and a focus on the most relevant key performance indicators.



From design to recycling

Environmental assessment concerns are an essential aspect of the product development process at Schindler that begins with the initial design sketches and continues through disposal and recycling. The assessment adheres strictly to the ISO 14040 standard and is integrated into the Corporate Research & Development ISO 14001 Environmental Management System, ensuring openness throughout all phases.

Life Cycle Assessment (LCA)

Schindler conducts life cycle assessments of its products. The objective is to continuously improve the environmental performance of the product assessed. A holistic approach is applied all the way from initial product development through to continuous product improvement initiatives.

Environmental Product Declaration (EPD)

The EPD provides verified information regarding a product's environmental impact. The declaration adheres to ISO 14025 and is based on a thorough LCA. Product category rules (PCRs) specify the guidelines and requirements for EPDs of a certain product category. By simplifying a difficult issue, they are an essential component of ISO 14025 since they enable transparency and comparability between EPDs.



Product information

Product description

Schindler escalators and moving walks are ideally adapted for use in all relevant application segments. Because of their modular design, Schindler escalators and moving walks can be configured specifically to meet the needs of each customer and application. Comparability between EPDs based on C-PCR-025 Escalators and moving walks (to PCR 2019:14) is only achievable if the following performance characteristics apply: functional unit (FU), operation mode, and usage class (UC) are identical, and the geographic region is equivalent.

The representative installation for this life cycle assessment (LCA) is a typical moving walk as specified for major airports, public transport or commercial projects. Its configuration corresponds to a typical application of the Schindler 9500-30 / 9500-40, with a usage class 3 (UC3), 10,000 passengers per day. This Schindler 9500-30 / 9500-40 representative has a horizontal transportation length of 32 m, a pallet width of 1,200 mm, an inclination of 0 ° and a nominal speed of 0.5 m/s. A technical life span (TL) of 15 years, operation of 365 days per year with “Auto start” operation mode (according ISO 25745-3) is considered.

Technical specifications	
Key figures	Schindler 9500-30 / 9500-40
Lenght (m)	32
Angle of inclination, α [degree]	0
Nominal speed (m/s)	0.5
Balustrade design	Vertical balustrade
Pallet width (mm)	1,200
Type of horizontal pallet run	–
Pallet chain type	Chain rollers outside chain links
Relieving curve	No

Product application

Schindler 9500-30 / 9500-40 horizontal moving walks are the ideal solution for transportation lengths up to 150 meters. With widths of up to 1400 mm, the Schindler 9500-30 / 9500-40 horizontal moving walk is ideal for meeting the passenger demand and public transportation requirements at airports, convention centers and other facilities. It is designed to meet the industry’s highest standards so that each passenger enjoys a safe ride every day. The Schindler 9500-30 / 9500-40 horizontal moving walk efficiently maximizes energy use, lowers consumption and costs, and delivers improved performance.”

Product standards

All Schindler escalators and moving walks are TÜV certified and meet all international standards, including EN 115, GB 16899, HK-COP, ANSI, and others.

Physical properties of the product representative unit	
Characteristic	Values
Type of installation	Moving walk
Type of configuration	New specific installation
Commercial name	Schindler 9500-30
Recommended application	Major airports, public transport, commercial
Geographic region of intended installation	North America
Optional equipment	Multi speed operation (slow speed operation and stand by operation by frequency conversion)
Technical life span (TL) in years	15*
Applied Usage Class (UC) (as per Table 1 of c-PCR-025)	3 (10,000 passengers/day)
Nominal speed (m/s)	0.5
Number of operating days per year	365
Operation mode (as per Table 3 of ISO 25745-3)	Auto start
Angle of inclination, α [degree]	0
Length (m)	32
Pallet width (mm)	1,200

* With proper maintenance, product life span can reach well over 20 years.

Product raw material main composition		
Raw material category	Amount, mass %	Material origin
Metals	~ 91.7	China
Minerals	~ 6.2	China
Fossil materials	~ 2.0	China
Bio-based materials	–	

Content declaration including packaging			
Raw material category	Weight (kg)	Weight (%)	Post-consumer material weight (%)
Declared unit			
Ferrous metals	9,663.0	69.3	unknown
Non-ferrous metals	2,897.8	20.8	unknown
Plastics and rubbers	262.6	1.9	0.0
Inorganic materials	0.0	0.0	0.0
Organic materials (e.g. paper or wood)	0.0	0.0	0.0
Lubricants (e.g. oils and greases), paints, coatings, adhesives, and fillers	15.5	0.1	0.0
Electric and electronic equipment	99.2	0.7	unknown
Batteries and accumulators	0.0	0.0	0.0
Other materials	917.9	6.6	unknown

Packaging			
Ferrous metals	0.0	0.0	0.0
Non-ferrous metals	0.0	0.0	0.0
Plastics and rubbers	51.0	0.4	0.0
Inorganic materials	0.0	0.0	0.0
Organic materials: wood	2.6	0.0	0.0
Organic materials: paperboard	30.7	0.2	0.0
Lubricants (e.g. oils and greases), paints, coatings, adhesives, and fillers	0.0	0.0	0.0
Electric and electronic equipment	0.0	0.0	0.0
Batteries and accumulators	0.0	0.0	0.0
Other materials	0.0	0.0	0.0
Total	13,940.0	100.0	

Biogenic carbon content	
Product’s biogenic carbon content at the factory gate	
Biogenic carbon content in product (kg C)	0
Biogenic carbon content in packaging (kg C)	16.03

Functional unit and service life	
Declared unit	1 unit of moving walk
Mass per declared unit (kg)	13,838
Functional unit	1 person kilometer (pkm)
Technical life span (TL) in years	15

Substances, REACH – very high concern

Hazardous substances are avoided as much as possible, in accordance with REACH. However, substances may still exist above 0.1 % weight by weight in articles used in our product.

The reported Candidate List substances can be found in SCIP:
<https://echa.europa.eu/factsheet/-/factsheet/224641409>

Product life cycle

System boundary

This EPD covers the life cycle modules listed in the table below:

Product stage	Raw material supply	A1	✓
	Transport	A2	✓
	Manufacturing	A3	✓
Construction process stage	Transport	A4	✓
	Installation	A5	✓
Use stage	Use	B1	MND
	Maintenance	B2	✓
	Repair	B3	MND
	Replacement	B4	MND
	Refurbishment	B5	MND
	Operational energy use	B6	✓
	Operational water use	B7	MND
End-of-life stage	Deconstruction	C1	✓
	Transport	C2	✓
	Waste processing	C3	✓
	Waste disposal	C4	✓
Beyond the system boundaries	Recycling	D	✓

Modules not declared = MND.

Manufacturing and packaging (A1–A3)

The product stage (A1–A3) includes the extraction and production of raw materials, transportation to the manufacturing location (mostly by truck), component manufacturing, and component assembly while accounting for the requirements of energy, auxiliary and operating materials, and packaging.

All components such as drive, guides, pallets, sheet metal, etc. are received as finished parts at the moving walk factory. Packaging is discarded. The moving walks are assembled with electrical machinery support. After assembly the moving walk is packed and sent to installation destination.

Transport and installation (A4–A5)

The assembly stage (A4–A5) includes truck transportation to the installation site in China, Shanghai and installation, taking into account energy demand and auxiliary materials including related volatile organic compound (VOC) emissions.

Product use and maintenance (B1–B7)

The use stage (B1–B7) includes maintenance, taking into account the transportation of employees to the installation site and auxiliary materials, including related VOC emissions.

Module B2 is based on preventive maintenance, taking into account the replacement of components at predetermined intervals to ensure functionality of the product over the course of its 15-year life span (B2). The product uses power from the country electricity grid mix at the operation stage (B6). Based on the load profile, speed, and rise of the inclined moving walk over the course of its lifetime, the value was calculated in accordance with the ISO 25745-3 standard. All other modules are not relevant, and modernization of the unit is not anticipated. Air, soil, and water impacts during the use stage have not been investigated.

Product end of life (C1–C4, D)

The end-of-life stage (C1–C4) includes deconstruction, taking into account energy demand and auxiliary materials, transportation by truck to waste processing facilities, waste processing including sorting, and waste disposal, including a scenario with recycling, incineration, and landfill. Finally, the benefits and loads beyond the system boundaries stage (D) includes the potential for recycling by substitution of primary material and energy recovery.

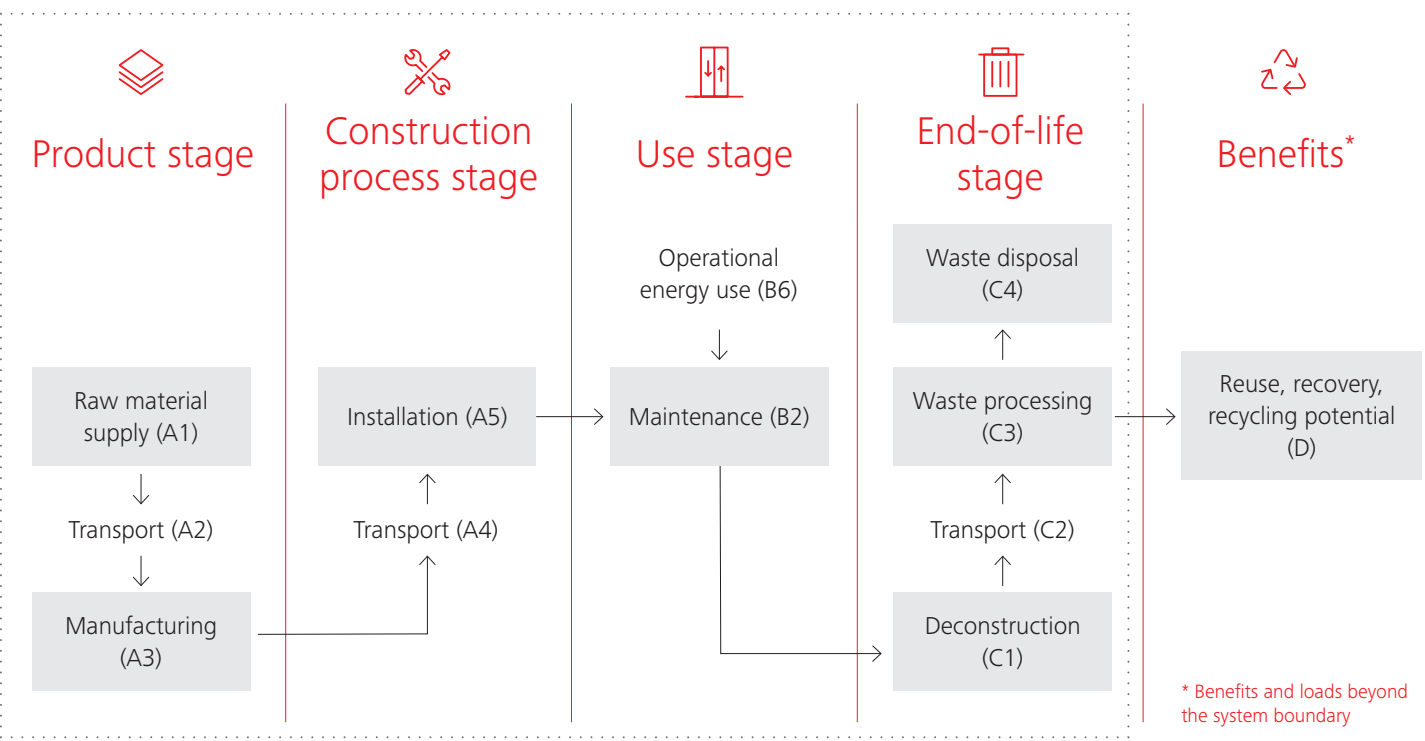
Electricity in the manufacturing (A3) and operation phases (B6)

The production process requires the usage of electricity. Each country has its own electricity mix with its own composition and environmental impact. The following table shows the GWP GHG emission factors of kg CO₂ equivalent per kWh (kg CO₂e/kWh) of the country-specific supply mix, and the photovoltaic power station on the rooftop of the Schindler production facility.

For Schindler in house production (manufacturing A3) a combination of below electricity mixes was used. Country specific electricity mix was applied for the operational energy use stage (operation B6).

Country	Electricity kg CO ₂ e/kWh	Photovoltaic power station kg CO ₂ e/kWh
China	1.14	0.0789
United States (operation B6)	0.52	-

System boundary



Manufacturing process

Production

Finished parts, components, and small assembly groups are produced by external suppliers. After transportation to the Schindler production facilities, the units are assembled there.

Schindler manufactures the steps and pallets at its own aluminum die-casting factories located next to or nearby its assembly plants.



Life cycle assessment

Cut-off criteria

The study does not exclude any of the processes or modules that the applied PCR and reference standards specify as mandatory, nor does it exclude any potentially harmful products or substances. All significant raw material and energy usage is covered in the study. The calculation takes into account all of the unit processes' inputs and outputs for which data is available. No disregarded unit process accounts for more than 1% of the total mass or energy flows. Additionally, the total disregarded input and output flows for each module do not use more than 5% of the energy or mass used.

Allocation, estimates, and assumptions

Allocation is required if some material, energy, and waste data cannot be measured separately for the product under investigation. All allocations are done as per the reference standards and the applied PCR. In this study, allocation has been done in the following ways:

Data type	Allocation
Raw materials	No allocation
Packaging materials	Allocated by mass or volume
Ancillary materials	Allocated by mass or volume
Manufacturing energy and waste	Allocated by mass or volume

Averages and variability

Type of average	No averaging
Averaging method	Not applicable
Variation in GWP-fossil for A1–A3	– %

This EPD is specific to the product and factory and does not contain average calculations.

LCA software and bibliography

This EPD has been created using the One Click LCA EPD Generator. The LCA and EPD have been prepared according to the reference standards and ISO 14040/14044. Ecoinvent 3.8 and One Click LCA databases were used as sources of environmental data.



Environmental performance

Environmental impact data in upward direction, per functional unit

The estimated impact results are relative statements that do not specify the impact categories’ endpoints, exceeding threshold values, safety margins, and/or risks.

Core environmental impact indicators – EN 15804+A2, PEF, per functional unit															
	EN 15804	Product stage				Construction process stage		Use stage		End-of-life stage					Net benefits
Impact category	Unit	A1	A2	A3	Sum A1–A3	A4	A5	B2	B6	C1	C2	C3	C4	Total	D
GWP _{tot}	kg CO ₂ e	3.55E-02	1.02E-04	2.87E-04	3.59E-02	2.85E-02	8.45E-05	2.09E-03	5.37E-02	2.71E-05	4.26E-05	4.45E-04	1.72E-04	1.21E-01	-3.61E-03
GWP _{fos}	kg CO ₂ e	3.54E-02	1.02E-04	3.20E-04	3.58E-02	2.85E-02	5.09E-05	2.09E-03	5.37E-02	2.71E-05	4.26E-05	4.45E-04	1.71E-04	1.21E-01	-3.61E-03
GWP _{bio}	kg CO ₂ e	0.00E+00	0.00E+00	-3.35E-05	-3.35E-05	0.00E+00	3.35E-05	-1.59E-23	8.11E-21	0.00E+00	-1.89E-25	0.00E+00	-4.89E-26	5.71E-09	0.00E+00
GWP _{luluc}	kg CO ₂ e	3.57E-05	3.98E-08	3.77E-07	3.61E-05	1.11E-05	3.66E-09	1.05E-06	2.43E-05	2.70E-09	1.66E-08	3.07E-07	5.13E-08	7.30E-05	3.29E-06
ODP	kg CFC-11e	2.09E-09	2.40E-11	1.07E-11	2.12E-09	6.74E-09	5.99E-12	4.09E-10	3.03E-09	5.82E-12	1.00E-11	1.50E-11	5.67E-12	1.23E-08	-7.31E-11
AP	mol H+e	2.67E-04	3.32E-07	1.46E-06	2.69E-04	9.29E-05	2.93E-07	7.16E-06	1.81E-04	2.82E-07	1.39E-07	1.44E-06	2.03E-07	5.53E-04	-1.37E-05
EP _{fw}	kg Pe	3.27E-06	8.68E-10	1.24E-08	3.28E-06	2.42E-07	1.14E-10	3.06E-08	4.34E-06	8.96E-11	3.61E-10	1.18E-08	6.39E-10	7.91E-06	4.14E-10
EP _{mar}	kg Ne	3.68E-05	7.31E-08	3.56E-07	3.72E-05	2.04E-05	1.43E-07	1.30E-06	2.39E-05	1.25E-07	3.05E-08	3.66E-07	6.51E-08	8.35E-05	-1.60E-07
EP _{ter}	mol Ne	5.94E-04	8.11E-07	3.14E-06	5.98E-04	2.27E-04	1.41E-06	1.45E-05	2.73E-04	1.37E-06	3.38E-07	3.55E-06	6.91E-07	1.12E-03	-3.71E-05
POCP	kg NMVOCe	1.33E-04	3.13E-07	1.06E-06	1.34E-04	8.78E-05	3.92E-07	8.34E-06	8.15E-05	3.76E-07	1.31E-07	1.05E-06	2.08E-07	3.14E-04	-2.19E-05
ADPE*	kg Sbe	7.74E-06	2.45E-10	2.52E-09	7.75E-06	6.74E-08	2.06E-11	1.43E-08	3.42E-07	1.35E-11	1.01E-10	2.51E-08	9.36E-11	8.19E-06	-7.86E-08
ADPF*	MJ	4.13E-01	1.60E-03	5.13E-03	4.44E-01	4.47E-01	3.82E-04	3.55E-02	9.03E-01	3.65E-04	6.68E-04	2.42E-03	4.73E-04	1.81E+00	-2.46E-02
WDP*	m³e depr.	1.31E-02	7.13E-06	1.70E-04	1.33E-02	1.99E-03	2.02E-06	5.03E-04	1.13E-02	9.82E-07	2.98E-06	9.29E-05	4.25E-05	2.72E-02	1.58E-03

GWP _{tot}	Climate change total	POCP	Photochemical ozone formation
GWP _{fos}	Climate change – fossil	ADPE	Depletion of abiotic resources – minerals and metals
GWP _{bio}	Climate change – biogenic	ADPF	Depletion of abiotic resources – fossil fuels
GWP _{luluc}	Climate change – land use and land use change	WDP	Water use
ODP	Ozone Depletion		
AP	Acidification		
EP _{fw}	Eutrophication aquatic freshwater	* EN 15804+A2 disclaimer for Abiotic depletion and Water use and optional indicators except Particulate matter and Ionizing radiation, human health. The results of these environmental impact indicators shall be used with care as the uncertainties on these results are high or as there is limited experience with the indicator.	
EP _{mar}	Eutrophication aquatic marine		
EP _{ter}	Eutrophication terrestrial		

Use of natural resources

Table of results – use of natural resources, per functional unit															
	EN 15804	Product stage				Construction process stage		Use stage		End-of-life stage					Net benefits
Impact category	Unit	A1	A2	A3	Sum A1–A3	A4	A5	B2	B6	C1	C2	C3	C4	Total	D
PERE	MJ	3.43E-02	1.80E-05	2.06E-03	3.64E-02	5.03E-03	2.72E-06	9.06E-04	9.84E-02	2.08E-06	7.51E-06	2.96E-04	1.67E-05	1.41E-01	-1.32E-03
PERM	MJ	0.00E+00	0.00E+00	1.01E-04	1.01E-04	0.00E+00	-1.01E-04	0.00E+00	0.00E+00	0.00E+00	0.00E+00	0.00E+00	0.00E+00	0.00E+00	0.00E+00
PERT	MJ	3.43E-02	1.80E-05	2.16E-03	3.65E-02	5.03E-03	-9.82E-05	9.06E-04	9.84E-02	2.08E-06	7.51E-06	2.96E-04	1.67E-05	1.41E-01	-1.32E-03
PENRE	MJ	4.11E-01	1.60E-03	3.46E-03	4.16E-01	4.47E-01	3.82E-04	2.56E-02	9.03E-01	3.65E-04	6.68E-04	2.42E-03	4.73E-04	1.80E+00	-2.46E-02
PENRM	MJ	2.72E-03	0.00E+00	1.19E-03	3.91E-03	0.00E+00	-1.18E-03	0.00E+00	0.00E+00	0.00E+00	0.00E+00	-1.75E-03	-9.76E-04	6.14E-06	0.00E+00
PENRT	MJ	4.14E-01	1.60E-03	4.64E-03	4.20E-01	4.47E-01	-7.98E-04	2.56E-02	9.03E-01	3.65E-04	6.68E-04	6.70E-04	-5.03E-04	1.80E+00	-2.46E-02
SM	kg	1.79E-03	4.45E-07	3.50E-06	1.80E-03	1.24E-04	1.56E-07	1.05E-05	8.70E-05	1.43E-07	1.85E-07	2.53E-04	2.85E-06	2.27E-03	2.68E-03
RSF	MJ	5.76E-06	4.53E-09	4.15E-06	9.92E-06	1.25E-06	7.19E-10	2.52E-06	4.14E-07	4.67E-10	1.87E-09	1.28E-07	1.17E-08	1.42E-05	-3.89E-07
NRSF	MJ	0.00E+00	0.00E+00	0.00E+00	0.00E+00	0.00E+00	0.00E+00	0.00E+00	0.00E+00	0.00E+00	0.00E+00	0.00E+00	0.00E+00	0.00E+00	0.00E+00
FW	m³	2.83E-04	2.06E-07	4.06E-06	2.88E-04	5.77E-05	6.16E-08	1.28E-05	3.28E-04	2.21E-08	8.62E-08	7.71E-06	8.28E-07	6.95E-04	-9.44E-05

PERE	Use of renewable primary energy excluding renewable energy resources used as raw material	PENRT	Total use of non-renewable primary energy resources (primary energy and primary energy resources used as raw material)
PERM	Use of renewable primary energy resources used as raw material	SM	Use of secondary material
PERT	Total use of renewable primary energy resources (primary energy and primary energy resources used as raw material)	RSF	Use of renewable secondary fuels
PENRE	Use of non-renewable primary energy excluding non-renewable energy resources used as raw material	NRSF	Use of non-renewable secondary fuels
PENRM	Use of non-renewable primary energy resources used as raw material	FW	Net use of fresh water

End of life – Waste

Table of results – waste, per functional unit															
	EN 15804	Product stage				Construction process stage		Use stage		End-of-life stage					Net benefits
Impact category	Unit	A1	A2	A3	Sum A1–A3	A4	A5	B2	B6	C1	C2	C3	C4	Total	D
HWD	kg	9.58E-03	2.11E-06	2.68E-05	9.61E-03	5.89E-04	5.19E-07	1.42E-04	3.53E-03	4.89E-07	8.79E-07	2.83E-05	1.14E-05	1.39E-02	-9.19E-04
NHWD	kg	5.67E-02	3.46E-05	3.91E-04	5.71E-02	9.66E-03	4.14E-05	1.32E-03	1.95E-01	3.43E-06	1.44E-05	4.42E-04	1.93E-03	2.66E-01	-5.70E-03
RWD	kg	8.85E-07	1.08E-08	5.82E-09	9.01E-07	3.01E-06	2.60E-09	1.87E-07	4.49E-06	2.57E-09	4.50E-09	7.08E-09	7.65E-11	8.60E-06	5.01E-08

HWD	Hazardous waste disposal	RWD	Radioactive waste disposal
NHWD	Non-hazardous waste disposal		

End of life – Output flows

Table of results – environmental output flow, per functional unit															
	EN 15804	Product stage				Construction process stage		Use stage		End-of-life stage					Net benefits
Impact category	Unit	A1	A2	A3	Sum A1–A3	A4	A5	B2	B6	C1	C2	C3	C4	Total	D
CRU	kg	0.00.E+00	0.00.E+00	0.00.E+00	0.00.E+00	0.00.E+00	0.00.E+00	0.00.E+00	0.00E+00	0.00.E+00	0.00.E+00	0.00.E+00	0.00.E+00	0.00.E+00	0.00.E+00
MFR	kg	0.00.E+00	0.00.E+00	2.55.E-06	2.55.E-06	0.00.E+00	1.05.E-05	0.00.E+00	0.00E+00	0.00.E+00	0.00.E+00	5.88.E-03	0.00.E+00	5.89.E-03	0.00.E+00
MER	kg	0.00.E+00	0.00.E+00	0.00.E+00	0.00.E+00	0.00.E+00	0.00.E+00	0.00.E+00	0.00E+00	0.00.E+00	0.00.E+00	7.61.E-05	0.00.E+00	7.61.E-05	0.00.E+00
EE	MJ	0.00.E+00	0.00.E+00	6.31.E-04	6.31.E-04	0.00.E+00	9.77.E-06	1.92.E-03	0.00E+00	0.00.E+00	0.00.E+00	2.05.E-03	0.00.E+00	4.62.E-03	0.00.E+00
EET	MJ	0.00.E+00	0.00.E+00	9.51.E-05	9.51.E-05	5.27.E-05	5.46.E-04	1.63.E-03	0.00E+00	0.00.E+00	0.00.E+00	1.74.E-03	0.00.E+00	4.07.E-03	0.00.E+00
EEE	MJ	0.00.E+00	0.00.E+00	5.36E-04	5.36.E-04	0.00.E+00	9.69.E-05	2.90.E-04	0.00E+00	0.00.E+00	0.00.E+00	3.09.E-04	0.00.E+00	1.23.E-03	0.00.E+00

CRU	Components for re-use	EE	Exported Energy
MFR	Materials for recycling	EET	Exported Energy Thermal
MER	Materials for energy recovery	EEE	Exported Energy Electrical

Additional environmental information

Functional unit (FU), Transportation value (TV)

The function of an inclined moving walk is the transportation of passengers over an inclined trajectory. Thus, the functional unit (FU) is defined as the transportation of one passenger over one kilometer, i.e., one passengerkilometer (pkm) over an inclined trajectory.

Environmental performance

This section provides additional results of the environmental impacts for the information module B6 “Operational energy use” for the specific inclined moving walk operating downwards, next to the results for operating upwards.

Core environmental impact indicators – EN 15804+A2, PEF

	EN 15804	Per declared unit		Per functional unit	
Impact category	Unit	B6 (up)	B6 (down)	B6 (up)	B6 (down)
GWP _{tot}	kg CO ₂ e	9.41E+04	1.00E+05	5.37E-02	5.73E-02
GWP _{fos}	kg CO ₂ e	9.41E+04	1.00E+05	5.37E-02	5.72E-02
GWP _{bio}	kg CO ₂ e	1.42E-14	1.11E+02	8.11E-21	6.35E-05
GWP _{luluc}	kg CO ₂ e	4.27E+01	4.54E+01	2.43E-05	2.59E-05
ODP	kg CFC-11e	5.31E-03	5.66E-03	3.03E-09	3.23E-09
AP	mol H+e	3.18E+02	3.38E+02	1.81E-04	1.93E-04
EP _{fw}	kg Pe	7.60E+00	8.09E+00	4.34E-06	4.62E-06
EP _{mar}	kg Ne	4.18E+01	4.45E+01	2.39E-05	2.54E-05
EP _{ter}	mol Ne	4.78E+02	5.09E+02	2.73E-04	2.90E-04
POCP	kg NMVOCe	1.43E+02	1.52E+02	8.15E-05	8.68E-05
ADPE*	kg Sbe	5.99E-01	6.37E-01	3.42E-07	3.64E-07
ADPF*	MJ	1.58E+06	1.68E+06	9.03E-01	9.62E-01
WDP*	m ³ e depr.	1.98E+04	2.11E+04	1.13E-02	1.21E-02

Use of natural resources

	EN 15804	Per declared unit		Per functional unit	
Impact category	Unit	B6 (up)	B6 (down)	B6 (up)	B6 (down)
PERE	MJ	1.72E+05	1.84E+05	9.84E-02	1.05E-01
PERM	MJ	0.00E+00	0.00E+00	0.00E+00	0.00E+00
PERT	MJ	1.72E+05	1.84E+05	9.84E-02	1.05E-01
PENRE	MJ	1.58E+06	1.68E+06	9.03E-01	9.62E-01
PENRM	MJ	0.00E+00	0.00E+00	0.00E+00	0.00E+00
PENRT	MJ	1.58E+06	1.68E+06	9.03E-01	9.62E-01
SM	kg	1.52E+02	1.62E+02	8.70E-05	9.26E-05
RSF	MJ	7.26E-01	7.73E-01	4.14E-07	4.41E-07
NRSF	MJ	0.00E+00	0.00E+00	0.00E+00	0.00E+00
FW	m ³	5.74E+02	6.12E+02	3.28E-04	3.49E-04

This section provides a conversion factor based on the functional unit (FU), defined as the transportation value (TV), which reflects the total passenger kilometers (pkm) transported during the service life of the specified moving walk to calculate the results per functional unit (FU) to results per complete technical life span.

TV = 1,752,000 pkm

Energy consumption per declared unit		Energy efficiency calculation (acc. ISO 25745-3)
Upwards	181,770 kWh	Class A +++
Downwards	193,541 kWh	Class A +++
Energy consumption per functional unit		
Upwards	0.10 kWh	Class A +++
Downwards	0.11 kWh	Class A +++

According to the representative moving walk, as per page 6

GWP _{tot}	Climate change total
GWP _{fos}	Climate change – fossil
GWP _{bio}	Climate change – biogenic
GWP _{luluc}	Climate change – land use and land use change
ODP	Ozone Depletion
AP	Acidification
EP _{fw}	Eutrophication aquatic freshwater
EP _{mar}	Eutrophication aquatic marine
EP _{ter}	Eutrophication terrestrial
POCP	Photochemical ozone formation
ADPE	Depletion of abiotic resources – minerals and metals
ADPF	Depletion of abiotic resources – fossil fuels
WDP	Water use

* EN 15804+A2 disclaimer for Abiotic depletion and Water use and optional indicators except Particulate matter and Ionizing radiation, human health. The results of these environmental impact indicators shall be used with care as the uncertainties on these results are high or as there is limited experience with the indicator.

PERE	Use of renewable primary energy excluding renewable energy resources used as raw material
PERM	Use of renewable primary energy resources used as raw material
PERT	Total use of renewable primary energy resources (primary energy and primary energy resources used as raw material)
PENRE	Use of non-renewable primary energy excluding non-renewable energy resources used as raw material
PENRM	Use of non-renewable primary energy resources used as raw material
PENRT	Total use of non-renewable primary energy resources (primary energy and primary energy resources used as raw material)
SM	Use of secondary material
RSF	Use of renewable secondary fuels
NRSF	Use of non-renewable secondary fuels
FW	Net use of fresh water

End of life – Waste

	EN 15804	Per declared unit		Per functional unit	
Impact category	Unit	B6 (up)	B6 (down)	B6 (up)	B6 (down)
HWD	kg	6.18E+03	6.58E+03	3.53E-03	3.75E-03
NHWD	kg	3.42E+05	3.64E+05	1.95E-01	2.08E-01
RWD	kg	7.86E+00	8.36E+00	4.49E-06	4.77E-06

HWD	Hazardous waste disposal
NHWD	Non-hazardous waste disposal
RWD	Radioactive waste disposal

End of life – Output flows

	EN 15804	Per declared unit		Per functional unit	
Impact category	Unit	B6 (up)	B6 (down)	B6 (up)	B6 (down)
CRU	kg	0.00E+00	0.00E+00	0.00E+00	0.00E+00
MFR	kg	0.00E+00	0.00E+00	0.00E+00	0.00E+00
MER	kg	0.00E+00	0.00E+00	0.00E+00	0.00E+00
EE	MJ	0.00E+00	0.00E+00	0.00E+00	0.00E+00
EET	MJ	0.00E+00	0.00E+00	0.00E+00	0.00E+00
EEE	MJ	0.00E+00	0.00E+00	0.00E+00	0.00E+00

CRU	Components for re-use
MFR	Materials for recycling
MER	Materials for energy recovery
EE	Exported Energy
EET	Exported Energy Thermal
EEE	Exported Energy Electrical

Additional environmental information

Environmental impact data in upward direction, per declared unit

The estimated impact results are just relative statements that do not identify the impact categories’ endpoints, exceeding threshold values, safety margins, and/or risks.

Core environmental impact indicators – EN 15804+A2, PEF, per declared unit															
	EN 15804	Product stage				Construction process stage		Use stage		End-of-life stage					Net benefits
Impact category	Unit	A1	A2	A3	Sum A1–A3	A4	A5	B2	B6	C1	C2	C3	C4	Total	D
GWP _{tot}	kg CO ₂ e	6.21E+04	1.79E+02	5.02E+02	6.28E+04	5.00E+04	1.48E+02	3.66E+03	9.41E+04	4.75E+01	7.47E+01	7.80E+02	3.01E+02	2.12E+05	-6.32E+03
GWP _{fos}	kg CO ₂ e	6.21E+04	1.79E+02	5.60E+02	6.28E+04	5.00E+04	8.93E+01	3.66E+03	9.41E+04	4.75E+01	7.47E+01	7.80E+02	3.00E+02	2.12E+05	-6.33E+03
GWP _{bio}	kg CO ₂ e	0.00E+00	0.00E+00	-5.88E+01	-5.88E+01	0.00E+00	5.88E+01	-2.78E-17	1.42E-14	0.00E+00	-3.32E-19	0.00E+00	-8.56E-20	1.00E-02	0.00E+00
GWP _{luluc}	kg CO ₂ e	6.26E+01	6.98E-02	6.61E-01	6.33E+01	1.94E+01	6.41E-03	1.84E+00	4.27E+01	4.73E-03	2.90E-02	5.38E-01	8.99E-02	1.28E+02	5.77E+00
ODP	kg CFC-11e	3.66E-03	4.21E-05	1.88E-05	3.72E-03	1.18E-02	1.05E-05	7.17E-04	5.31E-03	1.02E-05	1.76E-05	2.63E-05	9.93E-06	2.16E-02	-1.28E-04
AP	mol H+e	4.68E+02	5.82E-01	2.56E+00	4.71E+02	1.63E+02	5.13E-01	1.25E+01	3.18E+02	4.94E-01	2.43E-01	2.52E+00	3.56E-01	9.68E+02	-2.40E+01
EP _{fw}	kg Pe	5.73E+00	1.52E-03	2.18E-02	5.75E+00	4.24E-01	1.99E-04	5.36E-02	7.60E+00	1.57E-04	6.33E-04	2.07E-02	1.12E-03	1.39E+01	7.25E-04
EP _{mar}	kg Ne	6.44E+01	1.28E-01	6.23E-01	6.52E+01	3.58E+01	2.50E-01	2.28E+00	4.18E+01	2.19E-01	5.35E-02	6.42E-01	1.14E-01	1.46E+02	-2.80E-01
EP _{ter}	mol Ne	1.04E+03	1.42E+00	5.50E+00	1.05E+03	3.97E+02	2.47E+00	2.54E+01	4.78E+02	2.40E+00	5.93E-01	6.22E+00	1.21E+00	1.96E+03	-6.50E+01
POCP	kg NMVOce	2.33E+02	5.49E-01	1.86E+00	2.35E+02	1.54E+02	6.86E-01	1.46E+01	1.43E+02	6.59E-01	2.30E-01	1.84E+00	3.65E-01	5.50E+02	-3.83E+01
ADPE*	kg Sbe	1.36E+01	4.29E-04	4.42E-03	1.36E+01	1.18E-01	3.61E-05	2.50E-02	5.99E-01	2.37E-05	1.77E-04	4.40E-02	1.64E-04	1.44E+01	-1.38E-01
ADPF*	MJ	7.24E+05	2.80E+03	8.98E+03	7.77E+05	7.83E+05	6.70E+02	6.22E+04	1.58E+06	6.40E+02	1.17E+03	4.23E+03	8.29E+02	3.17E+06	-4.31E+04
WDP*	m³e depr.	2.29E+04	1.25E+01	2.98E+02	2.32E+04	3.49E+03	3.54E+00	8.81E+02	1.98E+04	1.72E+00	5.22E+00	1.63E+02	7.44E+01	4.77E+04	2.77E+03

GWP _{tot}	Climate change total	POCP	Photochemical ozone formation
GWP _{fos}	Climate change – fossil	ADPE	Depletion of abiotic resources – minerals and metals
GWP _{bio}	Climate change – biogenic	ADPF	Depletion of abiotic resources – fossil fuels
GWP _{luluc}	Climate change – land use and land use change	WDP	Water use
ODP	Ozone Depletion		
AP	Acidification		
EP _{fw}	Eutrophication aquatic freshwater	* EN 15804+A2 disclaimer for Abiotic depletion and Water use and optional indicators except Particulate matter and Ionizing radiation, human health. The results of these environmental impact indicators shall be used with care as the uncertainties on these results are high or as there is limited experience with the indicator.	
EP _{mar}	Eutrophication aquatic marine		
EP _{ter}	Eutrophication terrestrial		

Use of natural resources

Table of results – use of natural resources, per declared unit															
	EN 15804	Product stage				Construction process stage		Use stage		End-of-life stage					Net benefits
Impact category	Unit	A1	A2	A3	Sum A1–A3	A4	A5	B2	B6	C1	C2	C3	C4	Total	D
PERE	MJ	6.01E+04	3.16E+01	3.62E+03	6.38E+04	8.81E+03	4.76E+00	1.59E+03	1.72E+05	3.65E+00	1.32E+01	5.19E+02	2.93E+01	2.47E+05	-2.30E+03
PERM	MJ	0.00E+00	0.00E+00	1.77E+02	1.77E+02	0.00E+00	-1.77E+02	0.00E+00	0.00E+00	0.00E+00	0.00E+00	0.00E+00	0.00E+00	0.00E+00	0.00E+00
PERT	MJ	6.01E+04	3.16E+01	3.79E+03	6.40E+04	8.81E+03	-1.72E+02	1.59E+03	1.72E+05	3.65E+00	1.32E+01	5.19E+02	2.93E+01	2.47E+05	-2.30E+03
PENRE	MJ	7.20E+05	2.80E+03	6.06E+03	7.29E+05	7.83E+05	6.70E+02	4.48E+04	1.58E+06	6.40E+02	1.17E+03	4.23E+03	8.29E+02	3.15E+06	-4.31E+04
PENRM	MJ	4.77E+03	0.00E+00	2.08E+03	6.85E+03	0.00E+00	-2.07E+03	0.00E+00	0.00E+00	0.00E+00	0.00E+00	-3.06E+03	-1.71E+03	1.08E+01	0.00E+00
PENRT	MJ	7.25E+05	2.80E+03	8.14E+03	7.36E+05	7.83E+05	-1.40E+03	4.48E+04	1.58E+06	6.40E+02	1.17E+03	1.17E+03	-8.81E+02	3.15E+06	-4.31E+04
SM	kg	3.14E+03	7.80E-01	6.13E+00	3.15E+03	2.17E+02	2.73E-01	1.84E+01	1.52E+02	2.50E-01	3.24E-01	4.43E+02	5.00E+00	3.98E+03	4.70E+03
RSF	MJ	1.01E+01	7.94E-03	7.27E+00	1.74E+01	2.19E+00	1.26E-03	4.41E+00	7.26E-01	8.18E-04	3.27E-03	2.24E-01	2.05E-02	2.50E+01	-6.82E-01
NRSF	MJ	0.00E+00	0.00E+00	0.00E+00	0.00E+00	0.00E+00	0.00E+00	0.00E+00	0.00E+00	0.00E+00	0.00E+00	0.00E+00	0.00E+00	0.00E+00	0.00E+00
FW	m³	4.96E+02	3.61E-01	7.11E+00	5.04E+02	1.01E+02	1.08E-01	2.25E+01	5.74E+02	3.88E-02	1.51E-01	1.35E+01	1.45E+00	1.22E+03	-1.65E+02

PERE	Use of renewable primary energy excluding renewable energy resources used as raw material	PENRT	Total use of non-renewable primary energy resources (primary energy and primary energy resources used as raw material)
PERM	Use of renewable primary energy resources used as raw material	SM	Use of secondary material
PERT	Total use of renewable primary energy resources (primary energy and primary energy resources used as raw material)	RSF	Use of renewable secondary fuels
PENRE	Use of non-renewable primary energy excluding non-renewable energy resources used as raw material	NRSF	Use of non-renewable secondary fuels
PENRM	Use of non-renewable primary energy resources used as raw material	FW	Net use of fresh water

End of life – Waste

Table of results – waste, per declared unit															
	EN 15804	Product stage				Construction process stage		Use stage		End-of-life stage					Net benefits
Impact category	Unit	A1	A2	A3	Sum A1–A3	A4	A5	B2	B6	C1	C2	C3	C4	Total	D
HWD	kg	1.68E+04	3.70E+00	4.70E+01	1.68E+04	1.03E+03	9.10E-01	2.49E+02	6.18E+03	8.56E-01	1.54E+00	4.96E+01	2.00E+01	2.44E+04	-1.61E+03
NHWD	kg	9.93E+04	6.07E+01	6.85E+02	1.00E+05	1.69E+04	7.26E+01	2.31E+03	3.42E+05	6.01E+00	2.53E+01	7.74E+02	3.38E+03	4.66E+05	-9.98E+03
RWD	kg	1.55E+00	1.89E-02	1.02E-02	1.58E+00	5.27E+00	4.56E-03	3.27E-01	7.86E+00	4.50E-03	7.88E-03	1.24E-02	1.34E-04	1.51E+01	8.77E-02

HWD	Hazardous waste disposal	RWD	Radioactive waste disposal
NHWD	Non-hazardous waste disposal		

End of life – Output flows

Table of results – environmental output flow, per declared unit															
	EN 15804	Product stage				Construction process stage		Use stage		End-of-life stage					Net benefits
Impact category	Unit	A1	A2	A3	Sum A1–A3	A4	A5	B2	B6	C1	C2	C3	C4	Total	D
CRU	kg	0.00.E+00	0.00.E+00	0.00.E+00	0.00.E+00	0.00.E+00	0.00.E+00	0.00.E+00	0.00.E+00	0.00.E+00	0.00.E+00	0.00.E+00	0.00.E+00	0.00.E+00	0.00.E+00
MFR	kg	0.00.E+00	0.00.E+00	4.46.E+00	4.46.E+00	0.00.E+00	1.84.E+01	0.00.E+00	0.00.E+00	0.00.E+00	1.03.E+04	0.00.E+00	1.03.E+04	0.00.E+00	0.00.E+00
ER	kg	0.00.E+00	0.00.E+00	0.00.E+00	0.00.E+00	0.00.E+00	0.00.E+00	0.00.E+00	0.00.E+00	0.00.E+00	1.33.E+02	0.00.E+00	1.33.E+02	0.00.E+00	0.00.E+00
E	MJ	0.00.E+00	0.00.E+00	1.11.E+03	1.11.E+03	0.00.E+00	1.71.E+01	3.37.E+03	0.00.E+00	0.00.E+00	3.59.E+03	0.00.E+00	8.09.E+03	0.00.E+00	0.00.E+00
ET	MJ	0.00.E+00	0.00.E+00	9.39.E+02	9.39.E+02	9.23.E+01	9.57.E+02	2.86.E+03	0.00.E+00	0.00.E+00	3.05.E+03	0.00.E+00	7.90.E+03	0.00.E+00	0.00.E+00
EE	MJ	0.00.E+00	0.00.E+00	1.67.E+02	1.67.E+02	0.00.E+00	1.70.E+02	5.08.E+02	0.00.E+00	0.00.E+00	5.41.E+02	0.00.E+00	1.39.E+03	0.00.E+00	0.00.E+00

CRU	Components for re-use	EE	Exported Energy
MFR	Materials for recycling	EET	Exported Energy Thermal
MER	Materials for energy recovery	EEE	Exported Energy Electrical

Verification statement

Verification process for this EPD

This EPD has been verified in accordance with ISO 14025 by an independent, third-party verifier by reviewing results, documents, and compliance with the reference standard, ISO 14025 and ISO 14040/14044, following the process and checklists of the program operator for:

- This Environmental Product Declaration
- The Life Cycle Assessment used in this EPD
- The digital background data for this EPD

This EPD has been created using the One Click LCA EPD Generator, which has been verified and approved by the EPD Hub.



Third-party verification statement

I hereby confirm that, following detailed examination, I have not established any relevant deviations by the studied Environmental Product Declaration (EPD), its LCA, and project report, in terms of the data collected and used in the LCA calculations, the way the LCA-based calculations have been carried out, the presentation of environmental data in the EPD, and other additional environmental information, as present with respect to the procedural and methodological requirements in ISO 14025:2010 and the reference standard.

I confirm that the company-specific data has been examined as regards plausibility and consistency; the declaration owner is responsible for its factual integrity and legal compliance.

I confirm that I have sufficient knowledge and experience of construction products, this specific product category, the construction industry, relevant standards, and the geographical area of the EPD to carry out this verification.

I confirm my independence in my role as verifier; I have not been involved in the execution of the LCA or in the development of the declaration and have no conflicts of interest regarding this verification.

References

References

ISO 14025:2006 Environmental labels and declarations – Type III environmental declarations. Principles and procedures.

ISO 14040:2006 Environmental management. Life cycle assessment. Principles and frameworks.

ISO 14044:2006 Environmental management. Life cycle assessment. Requirements and guidelines.

EN 15804:2012+A2:2019 Sustainability of construction works – Environmental product declarations – Core rules for the product category of construction products.

PCR 2019:14 Construction products.

C-PCR-025 (TO PCR 2019:14) Escalators and moving walks.

ISO 25745-3: Energy performance of lifts, escalators, and moving walks – Part 3: Energy calculation and classification of escalators and moving walks.

ESC EPD Glossary

LCA – Life Cycle Assessment: Assessment methodology of the environmental impact of all relevant material and energy flows throughout the entire life cycle of a product, according to ISO 14040.	c-PCR – Complementary product category rules: A product group-specific PCR that provides additional compliant and non-contradictory requirements to EN 15804.
LCI – Life Cycle Inventory: Creation of an inventory of input and output flows for a product system. These flows include inputs such as water, energy, and raw materials. Outputs are releases to air, land, and water. Inventories are based on literature analysis or process simulation.	REACH – Registration, Evaluation, Authorization, and Restriction of Chemicals: EU regulation (EC 1907/2006) that addresses the production and use of chemical substances, and their potential impacts on both human health and the environment.
EPD – Environmental Product Declaration: A declaration that provides quantified environmental data using predetermined parameters defined in a Product Category Rule, according to ISO 14025.	TL – Technical life span: The average time for which the product has been designed or proven to last (expressed in years). This parameter is a reference for all the data in the EPD.
PCR – Product Category Rule: A set of specific rules, requirements, and guidelines for developing environmental declarations for one or more product categories.	FU – Functional Unit: The FU for escalators and moving walks is defined as the transportation of one passenger over one kilometer, i.e., one passenger-kilometer (pkm), over an inclined (or horizontal) trajectory.
	UC – Usage Class: Defines the intensity of the escalators and moving walks usage by categories, based on average number of passengers per day, according to C-PCR-025.



Sustainability

We Elevate... Our World

Sustainability at Schindler is more than striving to minimize the use of natural resources. We facilitate sustainable, smart urban mobility, while committing to a sustainable supply chain for all our products and driving innovation for green building management.

Sustainability at Schindler also means enabling an inclusive work environment where our workforce, which is as diverse as our customers and passengers, can thrive. It also means creating value in the communities where we operate by helping develop young talent through education and training, by fostering lifelong learning for our technicians, and by designing products and systems that make it easy and safe for people to move about in cities.

This publication is for general informational purposes only and we reserve the right at any time to alter the services, product design and specifications. No statement contained in this publication shall be construed as a warranty or condition, expressed or implied, as to any service or product, its specifications, its fitness for any particular purpose, merchantability, quality or shall be interpreted as a term or condition of any service or purchase agreement for the products or services contained in this publication. Minor differences between printed and actual colors may exist. Copyright © 2024 Schindler Elevator Ltd. All rights reserved.

We Elevate



Schindler